

# REMOTE EVALUATION CHECK LIST

**IMPORTANT: PLEASE FOLLOW THESE INSTRUCTIONS TO ENSURE WE SUPPLY THE CORRECT BIDET.**

## Section 1: Client Information

Client Name	Title/Pronoun		Phone Number	
Postal Address				
Suburb	Postal Code	State	Client Height/Weight	
Email				

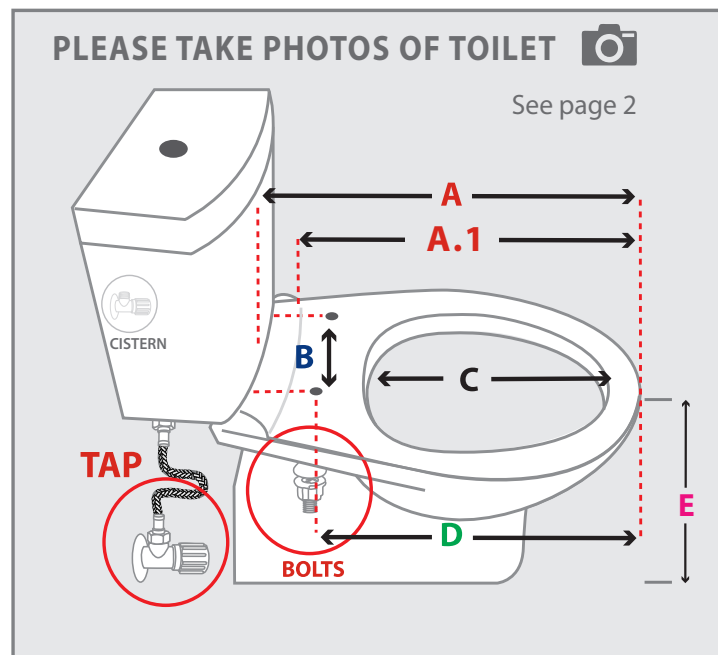
## Section 2: Funding Information

Fund Group	DVA <input type="radio"/>	NDIS <input type="radio"/>	Home Care Package <input type="radio"/>	Other <input type="radio"/>	
DVA File number		NDIS Number		DOB	
Plan Start Date		Plan Finish Date		Funding Group	
Email					

## Section 3: Prescribing Therapist

Occupational Therapist	Phone Number	
Email		
Suburb	Postal Code	State

## Section 4: Toilet Measurements



<b>A</b>		MM
<b>A1</b>		MM
<b>B</b>		MM
<b>C</b>		MM
<b>D</b>		MM
<b>E</b>		MM

Where is the water tap located?	<input type="checkbox"/> On Wall	<input type="checkbox"/> In Cistern
Access toilet seat bolts from...	<input type="checkbox"/> Underneath	<input type="checkbox"/> No Access
Is there access to a power point?	<input type="checkbox"/> Yes	<input type="checkbox"/> No
Is there tank water in use?	<input type="checkbox"/> Yes	<input type="checkbox"/> No

**Please check with Council or a Plumber for further regulations in your state.**

In Australia, the plumbing code mandates that this product needs to be installed by a plumber and we do advise that you comply.

**Must be installed in compliance with AS 3500.1**

**RPZ MUST BE INSTALLED.** Certain areas accept 80mm raiser, please check with local council.

If **InteliClean Air 9000 Series** is prescribed, it meets the standard required installation AS2845.1 AS2845.2 & ASNZ3500. **No further backflow is required.**

## Section 5: ORDER FORM. Please tick if required.

Raisers	50mm <input type="checkbox"/>	80mm <input type="checkbox"/>	Arms	Bariatric <input type="checkbox"/>	3in1 <input type="checkbox"/>	Endeavour <input type="checkbox"/>
Aerolet	Basic <input type="checkbox"/>	Standard <input type="checkbox"/>	Aerolet controls	Left <input type="checkbox"/>	Right <input type="checkbox"/>	Seat colour <input type="checkbox"/>
Pee Guard	<input type="checkbox"/>	Over toilet chair <input type="checkbox"/>	BA08 Tamper Proof Holder <input type="checkbox"/>	BA08/13 3 way control <input type="checkbox"/>		



## PHOTO GUIDE - Below are examples of photos needed



PHOTO 1  
EXAMPLE

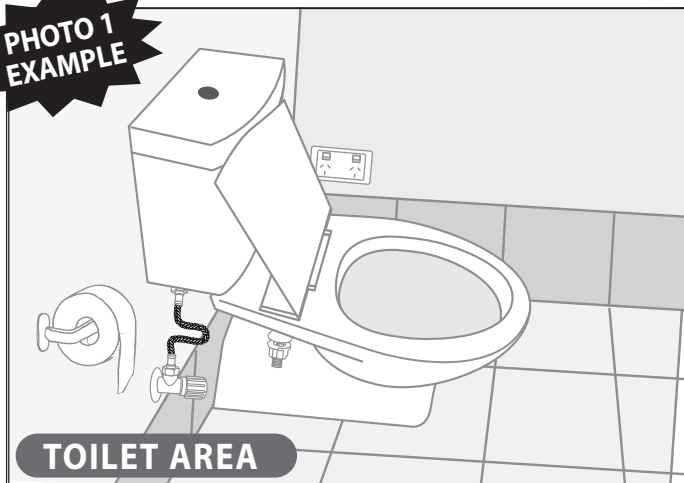


PHOTO 2  
EXAMPLE

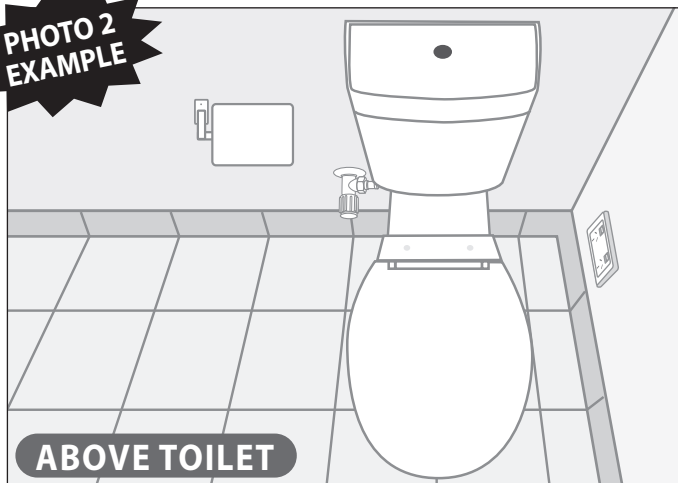



PHOTO 3  
EXAMPLE



### Fitting measurements needed

- (A) Front (centre) of cistern to front (centre) of bowl
- (B) Centre to centre of bolt holes
- (C) Back (inside centre) to front (inside centre) of bowl
- (D) Bolt holes to front of bowl
- (E) Measure from the floor to top of toilet bowl

(A.1) If toilet bowl is not flat all the way to the cistern (lip) measure from the lip to front (centre) of bowl.

## INSTALLATION & PLUMBING - AS 3500.1

**IF** no 80mm raiser is being installed **THEN** an 'RPZ Valve' **MUST** be installed.

### Plumbing Regulations as per AUS/NZ standards

A toilet seat douche or bidet must comply with AS/NZS 3500 Part 1 Water Services Clause 12.2.3.

A douche outlet installed at least 25mm above the overflow level of the pan, at any position, does not require a backflow prevention device. If the douche outlet is less than 25mm above the overflow level of the pan, at any position, a 'high hazard' backflow prevention device must be installed. The device must comply with AS/NZS 2845.1 or AS 2845.2.

If IntelliClean Air 9000 Series is prescribed, it meets the standard required installation AS2845.1 AS2845.2 & ASNZ3500. No further backflow is required.

*An 80mm spacer may be sufficient. Please check with your local council/water regulator as this varies between council to council and state to state.*

## SUBMIT FORM to OT@THEBIDESHOP.COM.AU

If the client is DVA please submit this form and photos with the DOF and ATI.

Submit via email to ot@thebidetshop.com.au (or fax 07 5591 7744).

For assistance, please phone 1300 243 387 extension 3 (OT).